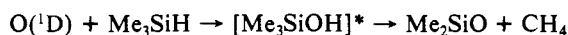
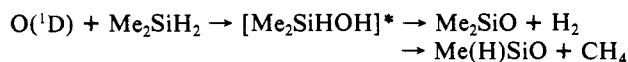
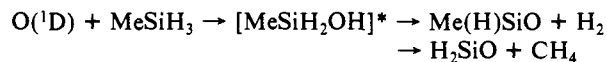


differ by 0.9 cm^{-1} . Both H_2 and methane elimination reactions occur because Si-H and Si-C bond energies are nearly the same,¹³ but Si-H bond cleavage is clearly favored in these experiments.



- (1) Withnall, R.; Andrews, L. *J. Am. Chem. Soc.* **1985**, *107*, 2567.
 (2) Withnall, R.; Andrews, L. *J. Phys. Chem.* **1985**, *89*, 3261.
 (3) (a) Maier, G.; Mihm, G.; Reisenauer, H. P. *Chem. Ber.* **1984**, *117*, 2351. (b) Maier, G.; Mihm, G.; Reisenauer, H. P.; Littmann, D. *Ibid.* **1984**, *117*, 2369.
 (4) (a) Vancik, H.; Raabe, G.; Michalczyk, M. J.; West, R.; Michl, J. *J. Am. Chem. Soc.* **1985**, *107*, 4097. (b) Arrington, C. A.; Klingensmith, K. A.; West, R.; Michl, J. *J. Am. Chem. Soc.* **1984**, *106*, 525.
 (5) (a) Maltsev, A. K.; Khabashesku, V. N.; Nefedov, O. M. *J. Organomet. Chem.* **1982**, *226*, 11. (b) Gusel'nikov, L. E.; Volkova, V. V.; Avakyan, V. G.; Nametkin, N. S. *J. Organomet. Chem.* **1980**, *201*, 137. (c) Nefedov, O. M.; Maltsev, A. K.; Khabashesku, V. N.; Korolev, V. A. *J. Organomet. Chem.* **1980**, *201*, 123.



The infrared spectra reveal another product that appears on visible irradiation of these samples, which may have the stoichiometry of the energized precursor to the silanones. Further work is in progress to identify this species.

Acknowledgment. We gratefully acknowledge support from N.S.F Grant CHE 85-16611.

- (6) (a) Chapman, O. L.; Chang, C. C.; Kolc, J.; Jung, M. E.; Lowe, J. A. *J. Am. Chem. Soc.* **1976**, *98*, 7844. (b) Chedel, M. R.; Skoglund, M.; Kreeger, R. L.; Shechter, H. *J. Am. Chem. Soc.* **1976**, *98*, 7846.
 (7) (a) Schnockel, H. *J. Mol. Struct.* **1980**, *65*, 115. (b) Schnockel, H. *Z. Anorg. Allg. Chem.* **1980**, *460*, 37.
 (8) Arrington, C. A.; West, R.; Michl, J. *J. Am. Chem. Soc.* **1983**, *105*, 6176.
 (9) Gordon, M. S.; George, C. *J. Am. Chem. Soc.* **1984**, *106*, 609.
 (10) Andrews, L. *J. Chem. Phys.* **1968**, *48*, 972; **1971**, *54*, 4935.
 (11) Andrews, L.; Spiker, R. C., Jr. *J. Phys. Chem.* **1972**, *76*, 2108.
 (12) Kelsall, B. J.; Andrews, L. *J. Chem. Phys.* **1982**, *76*, 5005.
 (13) Walsh, R. *Acc. Chem. Res.* **1981**, *14*, 246.

Additions and Corrections

Biomimetic Models for Cysteine Proteases. 2. Nucleophilic Thiolate-Containing Zwitterions Produced from Imidazole-Thiol Pairs. A Model for the Acylation Step in Papain-Mediated Hydrolyses [*J. Am. Chem. Soc.* **1985**, *107*, 4070-4072]. K. I. SKOREY and R. S. BROWN*

Page 4071, Table II: k_1 for **2b** and **3b** should be interchanged, e.g., **2b**, $k_1 = 13.2 \text{ M}^{-1} \text{ min}^{-1}$; **3b**, $k_1 = 7.64 \text{ M}^{-1} \text{ min}^{-1}$.

A Structural, Kinetic, and Thermodynamic Study of the Reversible Thermal C-H Activation/Reductive Elimination of Alkanes at Iridium [*J. Am. Chem. Soc.* **1986**, *108*, 1537]. J. MICHAEL BUCHANAN, JEFFREY M. STRYKER, and ROBERT G. BERGMAN*

An arithmetic error was made in the estimation of the combined iridium-cyclohexyl and iridium-hydrogen bond dissociation enthalpies in $(\text{C}_5\text{Me}_5)(\text{PMe}_3)\text{Ir}(\text{c-C}_6\text{H}_{11})(\text{H})$ (**1**). The sum of these enthalpies, calculated correctly in Figure 6 but incorrectly in the text at the top of p 1545, is approximately 125 kcal/mol. The estimated lower limit for the combined iridium-phenyl and iridium-hydrogen bond dissociation enthalpies in $(\text{C}_5\text{Me}_5)(\text{PMe}_3)\text{Ir}(\text{C}_6\text{H}_5)(\text{H})$ (**2**) is therefore 145 kcal/mol.

Gas Phase Nucleophilic Addition Reactions of Negative Ions with Transition Metal Carbonyls [*J. Am. Chem. Soc.* **1986**, *108*, 4368-4378]. KELLEY R. LANE, LARRY SALLANS, and ROBERT R. SQUIRES*

The caption for Figure 3 should read: Plot of $\text{Fe}(\text{CO})_4$ binding energy vs. proton affinity for negative ions: $D[(\text{CO})_4\text{Fe-H}^-] =$

$107.4 \pm 6 \text{ kcal mol}^{-1}$ (ref 54 and 32); $D[(\text{CO})_4\text{Fe-Cl}^-] = 51.1 \pm 6 \text{ kcal mol}^{-1}$, $D[(\text{CO})_4\text{Fe-Br}^-] > 46.9 \text{ kcal mol}^{-1}$, $D[(\text{CO})_4\text{Fe-I}^-] > 38.4 \text{ kcal mol}^{-1}$ (ref 53).

Dehydrogenation of Isobutane by Oxygen-Deficient Cobalt/Oxygen Cluster Ions [*J. Am. Chem. Soc.* **1986**, *108*, 4659-4661]. R. B. FREAS* and J. E. CAMPANA*

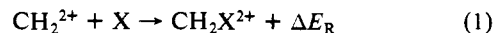
Figure 1: Energies of structures should be the following: $[\text{M}_2\text{O}_2]^+$ (-17.55 eV), $[\text{M}_3\text{O}_3]^+$ (-27.74 eV), $[\text{M}_2\text{O}]^+$ (-0.56 eV), $[\text{M}_3\text{O}_2]^+$ (linear; -20.45 eV), (cyclic; -19.78 eV).

Figure 1 caption: (a) The corresponding linear structures were found to lie 0.9 and 1.69 eV in energy above the respective closed structures.

These models based on the correct value ($a = 27.78$) of one of the adjustable parameters in the potential energy function do not change the conclusions of the paper.

Donor-Acceptor Interaction and the Peculiar Structures of Di-cations [*J. Am. Chem. Soc.* **1986**, *108*, 5808-5817]. WOLFRAM KOCH, GERNOT FRENKING,* JURGEN GAUSS, and DIETER CREMER*

Page 5811: Equation 1 should read:



Page 5817: Reference 45 should read only: Koch, W.; Schwarz, H. *Chem. Phys. Lett.* **1985**, *113*, 145.